

ENTRY GUIDE

2024



LIGHTING
DESIGN
AWARDS

Museum of Modern Aluminum Thailand
by LIGHT IS
photo by W Workspace

The LIT Design Awards™ was created to recognize the efforts of talented international lighting product designers and lighting implementers. We believe that lighting is both an art and a science, and it is one of the most important elements of design. The LIT Awards was envisioned to celebrate creativity and innovation in the fields of lighting products and applications.

All submissions are voted on by a grand jury panel composed of experienced and prominent academics, professionals, press members, entrepreneurs, and key people from the lighting design industry.



**LIGHTING
DESIGN
AWARDS**

Why you should submit?

1

Brand differentiation

Becoming a LIT Lighting Design Awards winner will set you apart from the competition.

2

International Exposure

Benefit from extensive marketing campaigns, press releases, newsletters, interviews, and promotions.

3

Customer Growth

Generate exposure to an expanded architect and interior designer market, targeting developers and investors.

4

Marketing Opportunities

Being associated with a business awards event will provide you with excellent PR opportunities and media coverage.

5

Team Recognition

Productivity, motivation, job satisfaction and morale are all boosted by the well-deserved recognition of winning an award.

6

Increase credibility

Our winning badge is a sign of quality for potential customers and can be a part of your sales strategy.

GETTING STARTED

Register and complete your profile information.

Pick your experience level, add your company or school details and create a password.

Validate.

Once you have registered; you can run through the steps, save your progress then come back to complete your profile if needed.

Registration

If you have an account please [log in here](#)

First Name / Given Name *

Last Name / Family Name / Surname *

Email Address *

This field is required.

Experience Level *

Professional

Student

Agent

Address

Street Address

City

Postal code

Zip/Postal Code

Country *

Select or type name

Password *

Confirm Password *

KZPE4

Type the code *

☐ By clicking, you agree to the [Terms \(Updated\)](#) and [Privacy Policy](#)

Register

CREATE AN ENTRY

Submit your work - access your dashboard.

Click on "Submit" to the design section related to your project:

- Architectural Lighting Design
- Entertainment Lighting Design
- Lighting Product Design



[Home](#) [Profile](#) [History](#) [Create New Entry](#) [Orders](#) [Help](#) [Logout](#)

LIT – LIGHTING DESIGN AWARDS

Please take a moment to update your Profile

Lighting Design Awards shares your innovative and ground-breaking Lighting designs with the world. Submit your best designs today.

Submit — LIT Design Awards 2024 / ARCHITECTURAL LIGHTING DESIGN

Submit your work in Architectural Lighting Design... from Exterior Architectural Illumination, Interior Architectural Illumination, Landscape Lighting Design and more

Submit — LIT Design Awards 2024 / ENTERTAINMENT LIGHTING DESIGN

Submit your work in Entertainment Lighting Design... from Stage Lighting, Light Art Project, Immersive Lighting Project and more

Submit — LIT Design Awards 2024 / LIGHTING PRODUCT DESIGN

Submit your work in Lighting Product Design... from Track Lighting, Desk Lamps, Floor Lamps, Designer/Custom Lighting and more

IMPORTANT:

- We recommend uploading a minimum of 6 pictures to a maximum of 10 images. Professional pictures are highly preferred.
- The "first Image" will be used as your entry profile picture to showcase and identify your entry, do not watermark your photos.
- Do not include your / your company name in the "Entry Name" and in the description.
- Please complete your submission in English - no special characters.

ENTRY FORM

Step 1/ Complete the entry form.

The online entry form is split into four steps: Entry Details / Entry Upload / Preview Entry / Payment

The screenshot shows the 'Step 1: Entry Details' page of the 2024 Architectural Lighting Design Professional Entry form. The top navigation bar includes links for Home, Profile, History, Create New Entry, Help, and Logout. A progress bar at the top indicates four steps: Step 1 (Entry Details), Step 2 (Upload Images), Step 3 (Preview Entry), and Step 4 (Payment). The main heading is '2024 ARCHITECTURAL LIGHTING DESIGN Professional Entry'. Below this, there are four text input fields: 'Entry Title' (with a note: 'The entry title should not include your name/company name. *'), 'Lighting Design/Product Company', 'Lighting Designer's Name *', and 'Other Designer's names'. On the right side, a box displays 'Total Entry Fee: CHF 0' and a green button labeled '→ Save & Next to Upload Images'.

ENTRY DETAILS /

For professional submissions you need to provide the following information:

- Lead Designer (required)
- List of Team Members (optional)
- Design/Product Name (required)
- Client (optional)
- Category(ies) (required)
- Brief description of design/product (required)
- Upload images and/or PDF description of the design
- Add links to design/product (videos, online materials, website, etc) (optional)

For student submissions you need to provide the following information:

- Name of your University
- Design/Product Name (required)
- Category(ies) (required)
- Brief Description of your Design/Product (required)
- Upload images and/or PDF description of the product (required)
- Add links to product (videos, online materials, website, etc) (optional)

ENTRY FORM

Select which categories you wish to enter, you may enter the same design into as many categories as you see fit. In fact, doing so may increase your chances of winning.

IMPORTANT/

- There is a 50% discount for the additional category picked.
- There is no limitation to the number of categories.
- We accept completed, in-progress, and conceptual projects.

Entry Categories

LIGHTING PRODUCT DESIGN

- | | |
|--|--|
| <input type="checkbox"/> Agricultural Lighting | <input type="checkbox"/> Ambient Lighting |
| <input type="checkbox"/> Artisan Glass Blown Lighting | <input type="checkbox"/> Automotive Lighting |
| <input type="checkbox"/> Ceiling Lights | <input type="checkbox"/> Chandeliers |
| <input type="checkbox"/> Cove Lighting | <input type="checkbox"/> Deck and Step Lights |
| <input type="checkbox"/> Decorative Accent Lamps | <input type="checkbox"/> Designer/Custom Lighting |
| <input type="checkbox"/> Desk Lamps, Floor Lamps | <input type="checkbox"/> Energy Saving Lights |
| <input type="checkbox"/> Entertainment Lights | <input type="checkbox"/> Flood Lights |
| <input type="checkbox"/> Flush Lights | <input type="checkbox"/> Gobo |
| <input type="checkbox"/> Hanging Lights & Lamps | <input type="checkbox"/> Healthcare Lights |
| <input type="checkbox"/> Illuminated Ceilings | <input type="checkbox"/> Illuminated Home Décor |
| <input type="checkbox"/> Innovative Lighting Software Applications | <input type="checkbox"/> Interactive Lighting Products |
| <input type="checkbox"/> Landscape Lights | <input type="checkbox"/> Lanterns and Torch Lights |
| <input type="checkbox"/> LED Lighting Products & Fixtures | <input type="checkbox"/> Lighting Control Systems |
| <input type="checkbox"/> Linear Lighting Systems | <input type="checkbox"/> Mood Lighting |
| <input type="checkbox"/> Neon Lighting | <input type="checkbox"/> Other Lighting Products |
| <input type="checkbox"/> Outdoor Ceiling Lights | <input type="checkbox"/> Outdoor Hanging Lights |
| <input type="checkbox"/> Outdoor Spotlights | <input type="checkbox"/> Outdoor Wall Lighting |
| <input type="checkbox"/> Pendant Lighting | <input type="checkbox"/> Portable Lamps |
| <input type="checkbox"/> Post Lanterns | <input type="checkbox"/> Projection/Theater Lights |
| <input type="checkbox"/> Solar Lighting | <input type="checkbox"/> Sport Lighting Systems |
| <input type="checkbox"/> Street Lighting | <input type="checkbox"/> Task Lighting |
| <input type="checkbox"/> Track Lighting | <input type="checkbox"/> Wall Sconces |

Entry Categories

ENTERTAINMENT LIGHTING DESIGN

- | | |
|--|---|
| <input type="checkbox"/> Conceptual Lighting installation | <input type="checkbox"/> Concert Lighting Installation |
| <input type="checkbox"/> Drone Light Art | <input type="checkbox"/> Event Lighting Installation |
| <input type="checkbox"/> Immersive Lighting Project | <input type="checkbox"/> Interactive Lighting Project |
| <input type="checkbox"/> Light Art Project | <input type="checkbox"/> Live Design Lighting |
| <input type="checkbox"/> Music Event Lighting | <input type="checkbox"/> Opera Performance Lighting |
| <input type="checkbox"/> Other Entertainment Lighting Projects | <input type="checkbox"/> Outdoor Light Art Installation |
| <input type="checkbox"/> Stage Lighting | <input type="checkbox"/> Theater Performance Lighting |
| <input type="checkbox"/> Video and Movie Lighting Design | |

Entry Categories

ARCHITECTURAL LIGHTING DESIGN

- | | |
|--|---|
| <input type="checkbox"/> Agricultural Lighting | <input type="checkbox"/> Ambient Lighting |
| <input type="checkbox"/> Artisan Glass Blown Lighting | <input type="checkbox"/> Bar and Restaurant Lighting Design |
| <input type="checkbox"/> Bridges and Public infrastructures Lighting | <input type="checkbox"/> Community Building Lighting |
| <input type="checkbox"/> Conceptual Designs-Projects in Development | <input type="checkbox"/> Cultural Building Lighting Design |
| <input type="checkbox"/> Daylighting | <input type="checkbox"/> Energy Saving Lighting Systems |
| <input type="checkbox"/> Exterior Architectural Illumination | <input type="checkbox"/> Fashion Design Lighting |
| <input type="checkbox"/> Healthcare Lighting Design | <input type="checkbox"/> Heritage Lighting Design |
| <input type="checkbox"/> Horticultural Lighting Design | <input type="checkbox"/> Hospitality Lighting Design |
| <input type="checkbox"/> Industrial Building Lighting Design | <input type="checkbox"/> Interior Architectural Illumination |
| <input type="checkbox"/> Landscape Lighting Design | <input type="checkbox"/> LED Exterior Lighting Design |
| <input type="checkbox"/> LED Interior Lighting Design | <input type="checkbox"/> Low Carbon Lighting |
| <input type="checkbox"/> Other Lighting Designs | <input type="checkbox"/> Public Building Lighting Design |
| <input type="checkbox"/> Religious & Spiritual Site Lighting Design | <input type="checkbox"/> Residential Lighting Design |
| <input type="checkbox"/> Retails Lighting Design | <input type="checkbox"/> Spectrum Lighting |
| <input type="checkbox"/> Street Lighting Design | <input type="checkbox"/> Visitor Experience & Museum Exhibition |
| <input type="checkbox"/> Workplace Lighting Design | |

ENTRY UPLOAD

Step 2/ Upload your images, company/university logo and a PDF document.

You can upload up to 10 images, the logo of your company or university and one PDF document; use it as a specification sheet to provide more insight on your project.


IMPORTANT/

- We recommend uploading a minimum of 6, a maximum of 10 images relating to your project.
- The "first Image" will be used as your entry profile picture to showcase and identify your entry.
- Professional pictures are highly recommended, all images must be in.jpg/png format, under 4 MB each, and at least 1000px wide on the longest side. If the sizes of your pictures are larger, please resize them before uploading them to the system.
- Do not watermark your photos.
- Please ensure that you have the appropriate copyright clearances for all photography submitted. All entrants understand that any image submitted to the competition may be used by the LIT Awards for marketing and promotional purposes.
- The PDF document is only used by the Jury members when voting, the document will not be published.

Entry Uploads


Professional pictures are highly recommended, all images must be in.jpg/png format, under 4 MB each, and at least 1000px wide on the longest side. If the sizes of your pictures are larger, please resize them before uploading them to the system. Please do not watermark your photos, you may upload up to ten images, a minimum of six images is highly recommended.

Logo (Required)
Upload your Company logo or University/School logo




Drag image or click to browse
jpg / png / 1000px / 4mb

First Image (Required)
This image will be used as your entry profile picture to showcase and identify your entry. If you are entering a series of photographs this should be the best image to represent the entry.




Drag image or click to browse
jpg / png / 1000px / 4mb

Project Images (Maximum 10)
Supporting images for your entry.



Drag image or click to browse
jpg / png / 1000px / 4mb

Project PDF (Optional)
If your entry has a product specification, please upload it here. You can upload a multipage PDF saved as small file for viewing only (max 4mb).



Drag pdf or click to browse
pdf / 4mb

ENTRY REVIEW

Step 3/ Review your application:

- Once you have uploaded all the required material for your submission, please review your submission carefully, checking for any errors or missing information, before finalizing the payment.

PAYMENT

Step 4/ Pay and receive your invoice:

- Submission fees are the last step in processing your application.
- Multiple entry payments are possible, just click and select those you would like to proceed with.
- Payment must be made via credit a card or Paypal.
- The cost summary is including the early submissions discount, when applicable.
- The company is based in Switzerland therefore the program currency is CHF – Swiss Franc, however, you can pay in all currencies accepted by stripe & Paypal.
- Please make sure your company details have been fully completed under "profile" as the invoice will be under this company name and address.
- Once you have entered your payment information, you will receive a confirmation email with a link to download the invoice; you can also find the invoice under "History" - "Completed Entries."

If you have any questions, please check our [Frequently Asked Questions](#) on the LIT Lighting Design Awards website.

Thank you for submitting your projects and sharing your design with us!

[Contact/](#)

Please feel free to contact us at any time:

customer service: team@litawards.com

www.litawards.com

JUDGING CRITERIA

The evaluation process for entries to the LIT Lighting Design Awards is based on various judging criteria that are constantly adapted to new technical, social, economic, and ecological requirements. These criteria are not comprehensive and not all criteria are applicable to each product. They simply provide an orientation framework and basis for judging, which is complemented by each individual juror's expertise and socio-cultural background.

- Innovation — does the product provide something new to the market or supplement/improve an existing product?
- Aesthetics — form, shape, color, texture, finishing, the material used, etc.
- Functionality — ease of use, safety, maintenance, etc.
- Ergonomics — the product's interaction with the user
- Durability — the quality and longevity of the design
- Impact — the benefit delivered to the user and/or society by the product
- Utility — does the product meet the intended purpose and needs of the user?
- Ecological compatibility — potential environmental and/or ecological impact
- The reality of production — how realistic is it, technically and economically, to develop and market this product large scale?
- Emotional quotient — in addition to fulfilling its practical purpose, does the product create a sense of enjoyment and satisfaction?

ENTRY FEES

Professional CHF 220 incl. VAT
(approx: US\$255)

Same entry in additional categories
at a 50% discount

Student CHF 100 incl. VAT
(approx: US\$115)

Same entry in additional categories
at a 50% discount

DEADLINES

- 10% Early Bird discount until April 28th, 2024
- 5% Extended Early Bird discount until June 16th, 2024
- Regular Deadline: August 31st, 2024
- Final Deadline: September 29th (10% late fee applies) till October 20th, 2024
- The program will close on October 20th, 2024